



The Blue Coat
School

Year 10 Finals examinations

Monday 15th June 2026 –
Wednesday 24th June 2026

Year 10 Finals - Examination schedule (dates/times)

Date	Start time	Duration	Subject
Mon 15 Jun	13:30	01:15	Combined Biology (Foundation & Higher)
Mon 15 Jun	13:00	01:45	Triple Science Biology
Tue 16 Jun	09:00	01:45	English Language
Tue 16 Jun	11:20	01:00	Maths Paper 1
Tue 16 Jun	13:30	01:45	Religious Studies
Wed 17 Jun	09:00	01:15	Combined Chemistry (Foundation & Higher)
Wed 17 Jun	09:00	01:45	Triple Science Chemistry
Wed 17 Jun	11:20	01:00	Maths Paper 2
Wed 17 Jun	13:30	01:30	Construction
Wed 17 Jun	13:30	01:30	GCSE Physical Education
Wed 17 Jun	13:30	01:45	Drama
Thurs 18 Jun	09:00	01:15	French Writing (Foundation)
Thurs 18 Jun	09:00	01:15	French Writing (Higher)
Thurs 18 Jun	09:00	01:15	German Writing (Foundation)
Thurs 18 Jun	09:00	01:15	German Writing (Higher)
Thurs 18 Jun	11:20	01:15	Child Development
Thurs 18 Jun	11:20	01:15	Music
Thurs 18 Jun	13:30	01:15	Combined Physics (Foundation & Higher)
Thurs 18 Jun	13:30	01:45	Triple Science Physics

Date	Start time	Duration	Subject
Fri 19 Jun	09:00	01:30	French Reading & Listening (Foundation)
Fri 19 Jun	09:00	02:00	French Reading & Listening (Higher)
Fri 19 Jun	13:30	01:30	Computer Science
Fri 19 Jun	13:30	01:45	Food & Nutrition
Mon 22 Jun	09:00	01:30	German Reading & Listening (Foundation)
Mon 22 Jun	09:00	02:00	German Reading & Listening (Higher)
Mon 22 Jun	13:30	01:45	Product Design/Engineering
Mon 22 Jun	13:30	01:30	Media Studies
Tue 23 Jun	09:00	01:45	English Literature
Tue 23 Jun	11:20	01:20	History
Tue 23 Jun	13:30	01:45	Business Studies
Wed 24 Jun	09:00	01:45	Sociology
Wed 24 Jun	11:20	01:45	Geography

Note – Although unlikely, please be aware that some of these dates/timings may change.



Business Studies overview

www.aqa.org.uk/subjects/business/gcse/business-8132

Exam Paper Structure

- 105 minutes long (1 hour 45 minutes)
- Everything you've studied in Year 10 could be tested
- There are three sections:
 - **Part 1:** 7 multiple choice questions followed by 7 questions worth 2-marks each.
 - **Part 2:** Two case studies and a series of questions including one 9-mark question.
 - **Part 3:** Same structure as section 2 but with different case studies and a 12-mark question to finish.

Remember that you get marks for demonstrating the following skills:

Knowledge and understanding: do you know what the 4Ps are? Can you define Just-in-time (JIT) stock control? Can you name the quadrants in the Boston Matrix?

Application: Can you apply your knowledge to the business in the case study?

Analysis: can you explain the causes or consequences of a specific issue?

Evaluation: can give a recommendation and justify it using evidence?

How to revise effectively:

1. **Knowledge and understanding:** use flash cards to test yourself. Watch videos by 'TwoTeachers', 'EconBizSesh', or 'Tutor2U' on YouTube. Complete the blank **revision mats** you were given in lesson. Review answer structures for 6- and 9-mark questions. Use the **Exam Practice Workbook** to test yourself on the topics you have covered in lessons so far.
2. **Application and analysis:** Use past papers from the AQA website to practise answering questions. Use the mark schemes to award yourself a mark. Go over assessments you've done during the year and read the feedback carefully. MIB your MIB activities!
3. **Evaluation:** practise giving your opinion and explaining why it is your opinion.



The Blue Coat
School

Supplementary revision information

[AQA | GCSE | Business | Assessment resources](#)

We also recommend the following websites which summarise the topics:

[Bizconsesh - YouTube](#)

[Two Teachers – YouTube](#)

[BBC Bitesize](#)

Child Development overview

Child Development - 1 x exam paper

Exam Paper overview

- Exam paper is 105 minutes (1 Hour 45 mins)
- A variety of questions ranging from 1 mark questions, through to 8 mark questions.
- Questions will ask you to identify, explain, evaluate or describe.
- Questions will cover all learning outcomes covered so far – specifically Learning Outcomes 1 and 2.

What are the key points to take away?

Due to the variety of questions you need to make sure that you are confident with the different command words used and the requirements based on the marks attached to each question.

The best revision materials to use for your Child Development exam

- Create a key terms glossary and practice defining key terms.
- Ensure that you go over strengths and weaknesses of different topic areas where relevant – e.g. methods of contraception. Tables or mind maps are useful here.
- Lots of the marks come from being able to fully expand your definitions/descriptions - make sure you revise what, why, how for any procedures or forms of medication.



The Blue Coat
School

Supplementary revision information

[Cambridge Nationals - Child Development Level 1/Level 2 - J809 – OCR](#)

Computer Science overview

Computer Science - 1 x exam paper

J277/01: Computer systems

This component will assess:

- 1.1 Systems architecture
 - 1.2 Memory and storage
 - 1.3 Computer networks, connections and protocols
 - 1.4 Network security
 - 1.5 Systems software
 - 1.6 Ethical, legal, cultural and environmental impacts of digital technology
- 90 minute exam paper – 80 marks on offer

What are the key points to take away?

Recall the knowledge for each specification point. – practice this by answering the questions on SMART Revise.

Go through the list of topics on the paper. You can use flash cards and Question revision books for revision at **lunch on Thursdays in BC16.**

Practice questions look at the answers in the back of your workbooks and revision guides to check your answers.

The best revision materials to use for OCR Computer Science

Knowledge Organiser resources will be key.

You have been given these on TEAMS.

SMART REVISE – filter to paper 1

Additional resources:

[OCR GCSE Computer Science Revision - Craig 'n' Dave](#)

[GCSE Computer Science - OCR - BBC Bitesize](#)

[GCSE topics — Isaac Computer Science](#)

Your Power Points for each topic these are the SLR documents.



The Blue Coat
School

Supplementary revision information

We have covered all paper 1 topics.

Websites:

OCR: [GCSE - Computer Science \(9-1\) - J277 \(from 2020\) - OCR](#)

Isaac Computing: [Isaac Computer Science](#)

BBC Bitesize: [GCSE Computer Science - OCR - BBC Bitesize](#)

Construction overview

Construction - 1 x exam paper completed online.

- 90-minute paper
- On-screen examination
- Your final GCSE exam will be 40% of your overall grade.

Questions require objective responses, short and extended answers, based around applied situations. You may be required to use stimulus material (photos or data) to respond to questions.

Areas of content:

- 1.1 The sector
- 1.2 The built environment life cycle
- 1.3 Types of building and structure
- 1.4 Technologies and materials

This content is all of the work completed in theory booklets AC1-4, which you will have.

What are the key points to take away?

Pay attention to the command words for each question you are answering, along with the number of minutes you should be spending on each question (aim for roughly one mark per minute). Use the strategies below to ensure you're fully prepared for your exam.

The best revision materials to use for your exam:

- Use your theory unit booklets and re-read the key terms and your notes.
- Complete any outstanding worksheets in your unit booklets.
- MIB your worksheets and homework tasks.
- MIB your end of unit assessment tests.
- Produce mind maps covering the main areas of your revision.
- Produce flash cards covering each topic. Test yourself or have someone else test you on this knowledge.
- The studyrocket.co.uk website covers all the required learning for this mock exam, broken down into the sections of the specification.



Drama overview

Drama – 2 x examinations

- 1 x exam paper
- 1 x practical performance

Drama (written paper)

- 105-minute duration for the paper
- There will be a total of 80 marks available in this paper. Section A is multiple choice. Section B is Blood Brothers. Section C is the Live Theatre question (Billy Elliot).
- This will replicate your final Year 11 GCSE paper which is worth 40% of your total grade

Drama (practical performance)

- Pupils to film their devised practical performance.
- 20 marks available.
- This element of the course is not a mock and will contribute towards your final mark!

A look ahead to what I have to do in Year 11:

- Coursework - Three essays based on Year 10 practical performance (40% of GCSE) You have already done a draft of your first essay.
- Scripted performance (20% of GCSE)
- Written exam (40% of GCSE)

What are the key points to take away?

Drama (written paper)

- For the written exam it is important to know which questions to answer as other schools teach different plays and some parts of the exam such as Section C offer a choice.
- You will also need to ensure you have practised your timings and structuring your responses in the correct format. This information is in your books.
- Past papers are on TEAMS.

Drama (practical performance)

- To prepare for your practical performance, the drama studio can be booked for additional rehearsals and the opportunity to perform in the examination space.
- Pupils have been given a devising booklet which can be used as a checklist to ensure that devised work demonstrates a variety of skills and techniques.



The Blue Coat
School

Supplementary revision information

The link below is for a past paper (2020).

Use this to familiarise yourself with the layout of the exam and wording of the questions.

[Question paper: Component 1 Understanding drama - November 2020 \(aqa.org.uk\)](https://www.aqa.org.uk/examinations/gcse-drama-2020)

Also added is a useful revision website below.

[GCSE Drama - AQA - BBC Bitesize](https://www.bbc.com/education/gcse-drama)

Engineering/Product Design overview

Engineering/Product Design - 1 x exam paper.
(Your final GCSE exam will be 50% of your overall grade).

Exam Paper overview

- 120-minute paper
- 3 sections:

Section A – Core technical principles (20 marks)

A mixture of multiple choice and short answer questions assessing a breadth of technical knowledge and understanding.

Section B – Specialist technical principles (30 marks)

Several short answer questions (2–5 marks) and one extended response to assess a more in-depth knowledge of technical principles.

Section C – Designing and making principles (50 marks)

A mixture of short answer and extended response questions.

You will be tested on all the content from booklets 1 and 2, which you should have.

What are the key points to take away?

Pay attention to the command words for each question you are answering, along with the number of minutes you should be spending on each question (aim for roughly one mark per minute). Use the strategies below to ensure you're fully prepared for your exam.

The best revision materials to use for your exam:

- Use your theory unit booklets and reread the key terms and your notes.
- Complete any outstanding worksheets in your unit booklets.
- MIB your worksheets and homework tasks.
- MIB your end of unit assessment tests.
- Produce mind maps covering the main areas of your revision.
- Produce flash cards for the different topics and test yourself or have someone else test you on this content.



The Blue Coat
School

Supplementary revision information

[GCSE Design and Technology - AQA - BBC Bitesize](#)
[ENGINEERING - DESIGN AND TECHNOLOGY \(technologystudent.com\)](#)
[AQA | Design and Technology | GCSE | Design and Technology](#)
[Design & Technology GCSE Revision | Revision World](#)

English overview

English - 2 x exam papers

- 1 x English Literature
- 1 x English Language

English Literature

- 90-minute paper
- The focus will be on Macbeth and An Inspector Calls
- Macbeth question will give an extract. An Inspector Calls question will give a choice of questions to choose from.

English Language

- 105-minute paper
- 5 questions
- Questions 1 - 4 = Analytical and Comparative questions (40 marks)
- Question 5 = Non-fiction creative writing (40 marks)

What are the key points to take away?

Although the same subject, there are real differences between the English Language and Literature exams – make sure you know terminology for all papers and key quotations for literature. Ensure you stick to timings.

The best revision materials to use for your English exams

Powerful knowledge on a page resources will be key!!

You will be given an exam version of this to use.

English Literature

- Re-read over texts to familiarise yourself
- Revise hardest sections and skills first
- Practice essays under times conditions and use cue cards for quotation analysis
- Revise how to make quotes multipurpose

English Language

- Practice papers under timed conditions
- Revise over language and structural features
- Use the 'SAMS' or 2026 papers with the updated question wording available on the AQA resources centre
- YouTube tutorials- Mr Bruff and Mr Salles (question specific)



The Blue Coat
School

Supplementary revision information

Revision guides and activities are on SharePoint and teams
English > Year 10 > Finals Revision

Additional useful resources:
Seneca learning - Macbeth and Inspector Calls
You tube – Mr Bruff English

English Language Past Paper Questions: <https://www.aqa.org.uk/subjects/english/gcse/english-language-8700/assessment-resources>

English Literature Past Paper Questions: <https://www.aqa.org.uk/subjects/english/gcse/english-literature-8702/assessment-resources>



Food and Nutrition overview

Food and Nutrition - 1 x exam paper.
(Your final GCSE exam will be 50% of your overall grade).

Exam Paper overview

- 105-minute paper
- 5 sections.

Theoretical knowledge of food preparation and nutrition from Sections 1 to 5. The sections are:

1. Food, nutrition and health
2. Food science
3. Food safety
4. Food choice
5. Food provenance.

What are the key points to take away?

Pay attention to the command words for each question you are answering, along with the number of minutes you should be spending on each question (aim for roughly one mark per minute). Use the strategies below to ensure you're fully prepared for your exam.

The best revision materials to use for your exam:

- Use your theory unit booklets and reread the PowerPoint slides and your notes.
- Complete any outstanding worksheets in your unit booklets.
- MIB your worksheets and homework tasks.
- MIB your end of unit assessment tests.
- Produce mind maps covering the main areas of your revision.



The Blue Coat
School

Supplementary revision information

[AQA | Food | GCSE | Food Preparation and Nutrition](#)

[GCSE Home Economics: Food and Nutrition \(CCEA\) - BBC Bitesize](#)

[Seneca | GCSE Food Preparation Revision Tool \(senecalearning.com\)](#)

[Food Preparation and Nutrition Revision | Revision World](#)

Geography overview

Geography

- 1 x exam paper will be completed.

What are the key points to take away?

Mind maps have been suggested as the best way to revise to link Geography content. Can you begin to make these now so that they are of use in Year 10 and then again in Year 11?

Important details

- There will only be **1 exam** – we have combined physical & human topics unlike in your real exams next year.
- It will be **1 hour 45 minutes** long – this is longer than any of your real exams, but it is because of putting topics together.
- There will be a mixture of questions, including **at least 2 x 9 markers.**
- You will need the following equipment: **black or blue pen, pencil, ruler, calculator.**
- Grade boundaries will be calculated after the exam, but usually you need around 75% to get a grade 9 in geography and 45% to get a grade 5.

What to revise

- Anything and everything that we've covered in Year 10 could come up, including questions about our recent physical fieldtrip to the River Tame.
- The topics we have studied are:

Ecosystems and Tropical Rainforests
Development and Nigeria case study

Tectonic hazards

Resource Management (water, food, energy)

River landscapes

River fieldwork



The Blue Coat
School

Supplementary revision information

All past papers (except 2023, from which the Y10 end-of-year exam Questions will be drawn) are on SharePoint.

Geography > Year 10 > 01. Past Papers

Additional useful websites:

<https://www.internetgeography.net/aqa-gcse-geography/>

<https://www.tutor2u.net/free/geography/collections>

[Free Geography resources | tutor2u](#) (please filter exam board AQA)



History overview

History - 1 full exam paper to be completed in the Y10 Finals

At the end of Y11, students sit 3 exams in History

Paper 1 – 1hr 20 minutes –52 marks

Section A. Whitechapel [16/52 marks] Approx 25 minutes

- 2 x describe one feature of [2]
- How useful are sources A and B for an enquiry into... [8]
- How could you follow up on Source B for an enquiry into... [4]

Section B. Crime and Punishment, 1000-present day [36/52 marks] Approx 55 minutes

- Explain one way in why X during the period... was similar/different to X during the period... [4]
- Explain why... [12] 2 stimulus points given
- 'statement/viewpoint' How far do you agree? [16+4]

What are the key points to take away?

- Flash cards are the best way to revise History content. You should be beginning to make these now so that they are of use in Year 10 and then again in Year 11.
- Mind maps are useful for condensing notes closer to the exam.

Top tips:

- Practice your structures – do you know how many paragraphs for a 12 marker? What do you have to do for a 'how useful question' – not sure? Check the model answers in your book and past paper booklets
- Learn the key dates, specific people, statistics to help with your evidence in your answers.
- Spend time de-coding exam Qs. What is the focus? What are the time periods in the Q? how many marks is it?
- Get feedback – complete practice papers and show them to your teacher for marking. Knowing the facts is one thing – but History is a test of skill.

Specification: Edexcel

Lots of past papers here: <https://mmerevise.co.uk/gcse-history-revision/gcse-history-past-papers/edexcel-gcse-history-past-papers/>



The Blue Coat
School

Supplementary revision information

All past papers are on Sharepoint but you can find mark schemes here: [Edexcel GCSE History Past Papers | Edexcel Exam Mark Schemes \(mmerevise.co.uk\)](#)

For revision you should use BBC Bitesize Edexcel History [and then the topic they are revising e.g., Whitechapel] [Policing in Whitechapel - Crime and punishment in Whitechapel, c.1870-c.1900 - Edexcel - GCSE History Revision - Edexcel - BBC Bitesize](#)

- Revision guides have been issued to you through the library
- Knowledge organisers are on Sharepoint, and are also in the past paper booklets given to you by your class teacher

Languages overview

French/German - 3 x full exam papers to complete

- Paper 2 (listening and understanding)
- Paper 3 (reading and understanding)
- Paper 4 (writing).

Listening – *Including dictation.*

Foundation tier = 45 mins/Higher tier = 60 mins

Reading – *Including translation into English.* Foundation tier = 45 mins/Higher tier = 60 mins

Writing – *Picture task (Foundation tier only), two writing responses with a choice of two options for each question, translation into French/German*

Foundation tier = 75 mins/Higher tier = 80 mins

For all papers topics will be school, free time, family/friends, celebrations & healthy living.

What are the key points to take away?

The best ways to revise for these exams are memorising vocabulary, creating flashcards and mind maps for each topic, and using the online revision materials listed below. Focus on the topics in the exam and the best revision methods for each section of the course.

Revision materials to use for each of your Edexcel board French/German exams in all 3 skills of listening, reading and writing:

BBC Bitesize, Memrise, Quizlet,



The image shows two revision mnemonics for writing in French and German. The first mnemonic is for French writing, titled 'How to revise for French WRITING'. It features the word 'VICTOR' where each letter is associated with a topic: V for Varied vocabulary, I for Intensifiers, C for Connectives, T for Tenses, O for Opinions / Others, and R for Reasons. The second mnemonic is for German writing, titled 'How to revise for German WRITING'. It features the word 'TOPCATSI' where each letter is associated with a topic: T for Tenses, O for Opinions, P for People, C for Connectives, A for Adjectives/adverbs, T for Time phrases, and SI for Super structures and Idioms/intensifiers.



The Blue Coat
School

Supplementary revision information

DIGITAL RESOURCES FOR FRENCH AND GERMAN REVISION – EDEXCEL 2024 SPECIFICATION:



Maths overview

Maths - 2 x 60-minute exam papers

- **Paper 1 - Non-Calculator**
- **Paper 2 - Calculator**

Exam Paper overview

Both papers will assess the content that you have covered throughout the year.

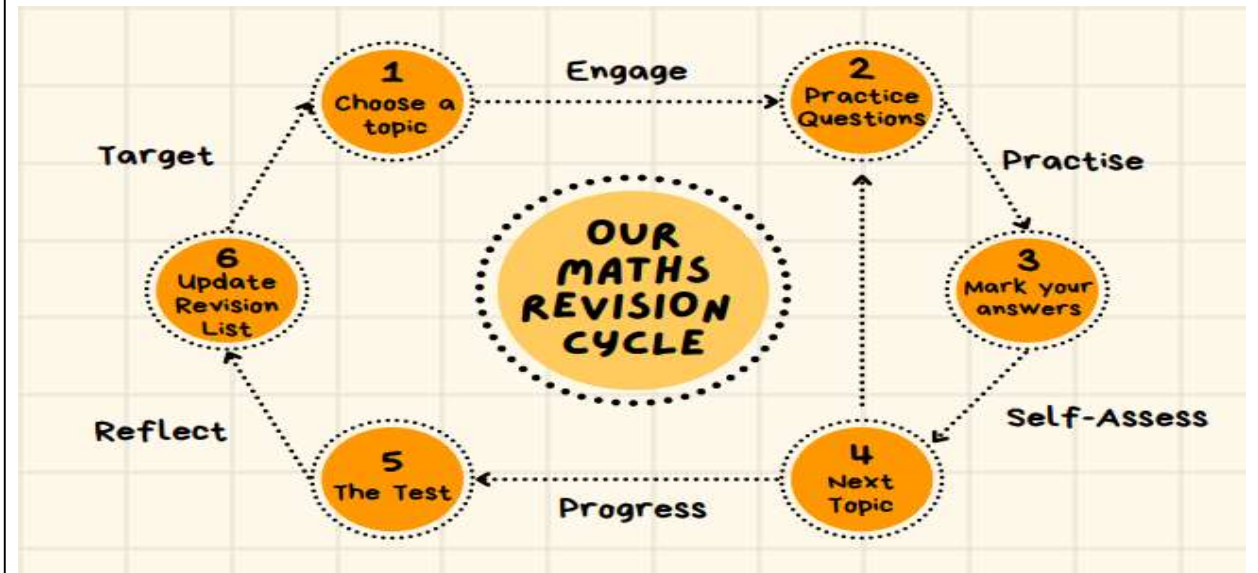
The topics are as follows:

- **Indices and Standard Form**
- **Algebra**
- **Angles, Pythagoras and Trigonometry**
- **Probability**
- **Sequences and Graphs**
- **FDPR**

What should I be doing now to revise?

- **SharePoint!** Go on here and do your assessments again. Use Sparx codes from your assessments to do the additional work on the topics that you need help with.
- **CorbettMaths** and **MathsGenie** websites don't need passwords to access and include videos and answers
- **EQUIPMENT!**
- Drop-in sessions are in BC16 every Wednesday and Thursday (1.30pm) to go through anything that you need help with.

Refer back to your maths revision cycle





The Blue Coat
School

Supplementary revision information

[Sparx Maths - Home](#) is also useful for your revision. Use this as you receive weekly homework on this site, but there is an "Independent Learning" option where you can search for a topic that you need support with.

There are then practise questions and video run throughs of these topics. Our assessments have a table linked to Sparx at the end of them. Any questions that you have struggled with within the assessment has a Sparx reference that you can look up and practise as part of your MIB work.

As for websites, the easiest to navigate and that contain videos to go through how to work through a topic are [Corbettmaths – Videos, worksheets, 5-a-day and much more](#) and [Maths Genie - Free Online GCSE and A Level Maths Revision](#).

Q	Description	marks	<u>Sparx</u> video number
1	HCF, LCM	4	U250
2	Laws of Indices	4	U235
3, 11c	Zero, negative, fractional indices	4	U694
4	Standard Form	4	U330
5a, 11b	Use a calculation	4	U735
5b	Multiply decimals	3	U293
6	Area with surds	3	U633
7	Product rule for counting	3	U369
8	Problem solving HCF, LCM	2	U751
9	Manipulate indices	2	U772
10	Surds	4	U338
11a	Estimation	2	U225
	Total	39	

Media Studies overview

Exam Paper Structure

- 90 minutes long (1 hour 30 minutes)
- Everything you've studied in Year 10 could be tested
- There are two sections:

Section A: Media Language and Representation

Questions in this section will test the two following forms:

- **Magazines and Online**
 - **Social, Participatory Media & Advertising**
- A. Unseen products will be featured in this section.
- B. There are likely to be five questions in this section. These will be a mixture of
- Multiple choice (1 mark)
 - Short form (2,3 or 4 marks)
 - Medium-form answer questions. (6 – 12 marks)

How to revise effectively:

Knowledge and understanding: use flash cards and Seneca to test your understanding of key terms. Watch videos by 'Mrs Fisher' on YouTube.

Analysis: practise giving your opinion and using evidence to support it.

Section B: Audience and Industries

Questions in this section will test the **two of following forms:**

- **Online, Social and Participatory Media – Marcus Rashford**
- **Music Video – Black Pink (How you like that?)**
- **Film – Black Widow**
- **Video Game – Black Pink**

A. There are likely to be four questions in this section.

- One short form (2,3 or 4 marks)
- Two medium-form answer questions. (6 – 12 marks) One will focus on Audience and one on Industries
- One extended response question (20 marks)

Application and analysis:

Use past papers from the AQA website to practise answering questions. Use mark schemes to award yourself a mark. Go over assessment you have done during the year and read the feedback carefully. MIB your MIB activities!



The Blue Coat
School

Supplementary revision information

Mrs Clewer has set a series of content revision activities for the Year 10 cohort on Teams. Each of these are 15-20 minutes in length. A new one is scheduled to drop on Teams each day of the half-term break, students should be notified by email about this. The idea is little and often over the break to build knowledge and fill any gaps in learning before a series of application revision activities kick on the run up to their paper.

All the activities are remaining active up to the day of the Year 10 final, so students will be able to access this all the way up to the exams. Mrs Clewer will also monitor this through Seneca |

Music overview

Music - 1 x exam paper

Music Listening and Appraising

- 75-minute paper – 84 marks
- Focus will be on J.S. Bach's Badinerie, Musical Forms and Devices, Music for Ensemble, Film Music and Popular Music
- Africa question will relate to the actual musical analysis of the song that we have studied in lessons, and it will not have anything to do with the context of the song
- 7 questions
- Questions 1-6 = Analytical and Comparative questions, testing key terminology, extended writing and Musical dictation (72 marks)
- Question 7 = Analysis question on J.S. Bach's Badinerie (12 marks)

What are the key points to take away?

Your revision will need to be based on practice that you have done in relation to your listening and appraising. Please make sure that you use the resources on SharePoint that I have shown you for all the areas of study and for J.S. Bach's Badinerie.

The best revision materials to use for your Music

Knowledge Organiser resources will be key!!

You have been given these on Sharepoint.

- Practice, practice and practice the listening questions
- Listen to as much music as you can online and try to devise similar questions to what we do in class.
- Practice essays (extended responses) under timed conditions, using the book I have given you.
- Revise the key points to J.S. Bach's Badinerie, linking them all to MAD T SHIRT
- Learn the terminology relating to MAD T SHIRT, using the knowledge organisers.
- YouTube tutorials- Ros O'Hara and HPA Music (Area of Study specific)



The Blue Coat
School

Supplementary revision information

The main site for revision is [Focus on Sound | Focus on Sound](#)

All Music students at KS3 and KS4 have their own unique login details.



GCSE Physical Education overview

GCSE PE - 1 x exam paper

Component 1 = Fitness and body systems

- 90-minute paper
- 80 marks
- 3 areas of assessment A01, A02 and A03.
- Includes multiple choice, short answer, longer answers and one 9 marker 'evaluate' question.
- The content of the 9 marker can only come from the Topic 3 – Physical Training.
- A mixture of command words including; identify, state, describe, explain, justify and evaluate.

The best revision materials to use for your GCSE PE exam

- Use 'How to revise effectively for GCSE PE' handout for best practice.
- SharePoint/Teams folder in Y10 section titled 'Revision'.
- SharePoint/Teams folder in Y10 section titled 'Past papers and mark schemes'.
- Edexcel GCSE PE bitesize website.
- Paper copies of mind maps, flash cards, summary sheets that you have been making and/or given throughout the year.



The Blue Coat
School

Supplementary revision information

Their folder on SharePoint/Teams is the best place to start for GCSE PE. This has all the past papers, marks schemes and examiners reports in here along with revision materials.

Our exam board website is

[Edexcel GCSE Physical Education \(2016\) | Pearson qualifications](#)

Other websites that I'd recommend are

[GCSE Physical Education - Edexcel - BBC Bitesize](#)

@PlanetPEgcsepe (good revision videos on Youtube)

@TheEverLearner (good revision videos on Youtube)

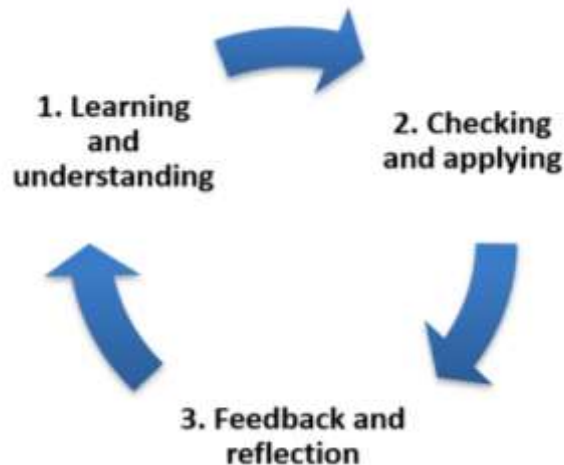
Religious Studies overview

Religious Studies – 1 x 1hr 45-minute paper

Topics covered will include:

- Christian Beliefs
- Christian Practices
- Islam Beliefs
- Islam Practices

What revision looks like:



Exam tips rom your RS teachers:

1. **Show off** with key words, quotes, knowledge.
2. READ the question carefully – don't risk losing marks (**BUG the question!**)
3. Remember the structures of the questions (4 markers is PD/PD and 6 marker is PSD/PD).
4. Don't leave all 12-mark questions until the end.
5. If you don't know a word in the question – write something that could be related / linked e.g. if Ashura comes up as a 12-mark question and you can't remember, compare to other festivals etc.
6. If you have time to plan 12 markers, then do.
7. Just write something – **NEVER leave it blank.**
8. Just breathe and take a minute if you get anxious / worried / forget things, you can go back to the questions.
9. You are all VERY capable and you have very good knowledge!
10. Re-read all your answers to ensure you have maximised the marks you will achieve.



The Blue Coat
School

Supplementary revision information

All the resources that you need are on class teams pages.

Students also have their revision resources with them which include their flippy cards, topic booklets and class folders.



Science Overview

Science

- Combined Science - 3 x 75 minutes papers - Biology, Chemistry and Physics
- Triple Science - 3 x 105 minutes papers - Biology, Chemistry and Physics

Biology – Paper 1

- B1 - Cell Biology
- B2 - Organisation
- B3 - Infection and Response
- B4 - Bioenergetics

Chemistry – Paper 1/2

- C1 - Atomic Structure and the Periodic Table
- C2 - Bonding, Structure and Properties of Matter
- C5 – Energy changes
- C6 - Rate of Reaction (not reversible reactions)
- C7 - Organic Chemistry
- C9 - Chemistry of the Atmosphere

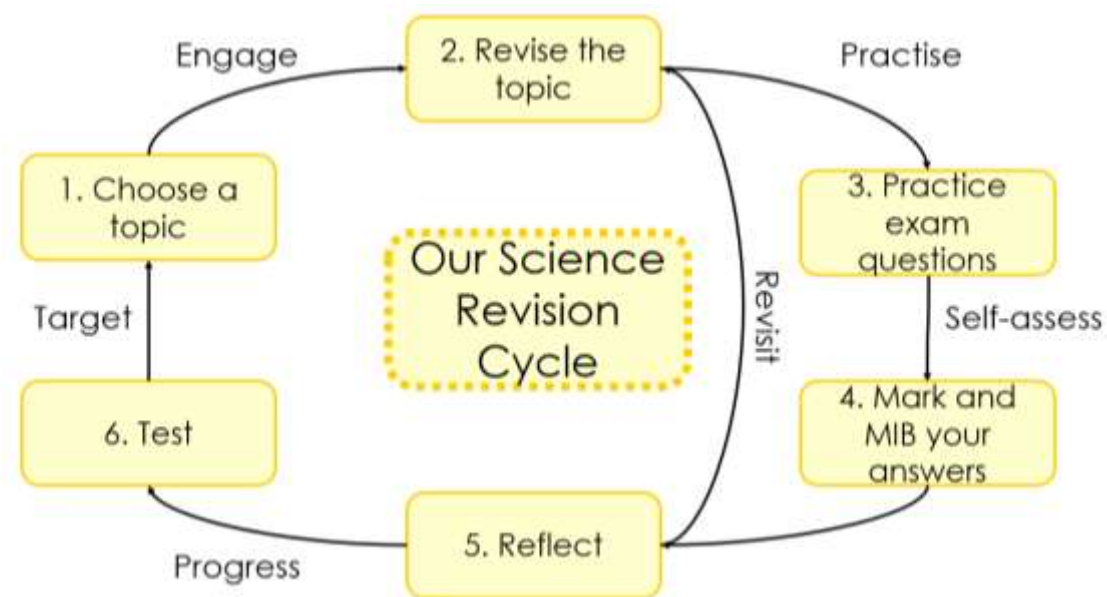
Physics – Paper 1

- P1 - Energy
- P2 - Electricity
- P3 - Particle Model of Matter
- P4 - Atomic Structure

How should I revise?

- Use the resources on SharePoint – [Science - Year 10](#)
- Use your CGP revision guide that you were given at the beginning of the year and make flashcards/mind maps/summary notes
- Complete some questions using the Exampro libraries on SharePoint and MIB your answers using the mark schemes
- Buy a CGP Exam practice book from WisePay and complete the exam practice Qs then mark and MIB using the mark scheme

Refer back to your Science revision cycle



Supplementary revision information

Past papers

<https://www.aqa.org.uk/subjects/science/gcse/combined-science-trilogy-8464/assessment-resources?f.Resource+type%7C6=Question+papers>

Revision websites

BBC Bitesize

<https://www.bbc.co.uk/bitesize/examspecs/z8r997h>

Physics and Maths Tutor

Biology: <https://www.physicsandmathstutor.com/biology-revision/gcse-aqa/>

Chemistry: <https://www.physicsandmathstutor.com/chemistry-revision/gcse-aqa/>

Physics: <https://www.physicsandmathstutor.com/physics-revision/gcse-aqa/>

Focus e-learning (for required practical activities)

<https://www.focuselearning.co.uk/u/35883/pncnzsisiEzBjbucknieyFwDonhynbBDo>

Video channels

Cognito

Biology:

<https://www.youtube.com/playlist?list=PLidqqIGKox7X5UFT-expKluR-i-BN3Q1g>

Chemistry:

<https://www.youtube.com/watch?v=fN8kH9Vvqo0&list=PLidqqIGKox7WeOKVGHxcd69kKqtwrKI8W>

Physics:

<https://www.youtube.com/watch?v=JGwcDCeYRYo&list=PLidqqIGKox7UVC-8WC9djoeBzwxPeXph7>

Freesciencelessons

<https://www.youtube.com/@Freesciencelessons/featured>

Malmesbury Education (for required practical activities)

<https://www.youtube.com/c/malmesburyeducation>

Sociology overview

Sociology - 1 x 105-minute exam

- Families and Education

Exam Paper overview

- Both sections will also include research methods
- Includes
 - 4 x essay questions (12 marks each)
 - 2 x key studies questions (one from each topic)
 - 4 x methods in context questions (4 marks each)
 - Lots of short answer questions

What are the key points to take away?

This exam contains lots of questions, but half of your marks will come from the essay. Make sure you leave enough time to answer them properly.

The best revision materials to use for your Sociology exam

- Revise your key studies flashcards and any resources in your purple revision books
- Practice essays under times conditions and make sure you include evaluation
- Revise key terms by writing 3 sentences - explanation, example, theory



The Blue Coat
School

Supplementary revision information

[AQA | GCSE | Sociology | Assessment resources](#)

[Sociology: AQA GCSE \(senecalearning.com\)](https://www.senecalearning.com)



The Blue Coat
School

Supplementary revision information

The following slides include two different revision timetables.

One of these is blank and can be utilised to plan your revision during the half term break. The second revision timetable is a school-week revision timetable which can be used for when you return after the half term break, but also through the Year 10 finals examination period

Year 10 Revision Timetable:

Time	Monday	Tuesday	Wednesday	Thursday	Friday	Saturday	Sunday
7am							
8am							
9am							
10am							
11am							
12pm							
1pm							
2pm							
3pm							
4pm							
5pm							
6pm							
7pm							
8pm							
9pm							
10pm							

Year 10 term-time Revision Timetable -

Time	Monday	Tuesday	Wednesday	Thursday	Friday	Saturday	Sunday
07.00							
08.00	School lessons						
09.00							
10.00							
11.00							
12.00							
13.00 (lunch intervention)							
14.00	School lessons						
15.00 (After school intervention)							
16.00							
17.00							
18.00							
19.00							
20.00							
21.00							
22.00							